



## AMPHE-DANTE ADAPTERS

Amphe-Dante are Dante™ audio to analogue audio adapters, each with one RJ45 Dante input, and one and two (respectively) AX series XLR analogue outputs in a molded housing. Amphe-Dante products enable simple connection of analogue equipment to a Dante network and can receive audio channels from a Dante network and provide studio-quality, low-latency audio via an XLR connector to analogue audio equipment. Any audio available on the Dante network can be routed via the XLR outputs to an amplifier, powered speaker, mixing console, digital signal processor (DSP), or other analogue audio device.

Amphe-Dante feature high-quality digital-to-analogue converters, and support a range of sample rates and bit depths. They can provide a hardware master clock for a Dante network. As with other Dante products, the freely available Dante Controller software application is used to automatically discover and configure Amphe-Dante devices connected to the Dante network. Device names, channel labels, signal routing and other parameters (for example, sample rate and latency) can be configured via the network using Dante Controller. A variety of network and clock synchronisation diagnostic tools are also available in Dante Controller.

Amphe-Dante products use Power over Ethernet (PoE). Power can be provided through the Ethernet cable from a PoE-capable network switch, or from a separate PoE injector.

### Available Software Options (required)

#### Dante Controller

Dante Controller is a free software application that enables you to route audio and configure devices on a Dante network. As well as automatic device discovery, one-click signal routing and user-editable device and channel labels, Dante Controller provides essential device status information and powerful real-time network monitoring, including device-level latency and clock stability stats, multicast bandwidth usage, and customized event logging, enabling you to quickly identify and resolve any potential network issues.

#### Dante Via

Dante Via is powerful and easy-to-use software that delivers unprecedented routing of computer-based audio, allowing a wide range of applications and devices to be networked and interconnected, easily and inexpensively. Dante Via network-enables locally-connected USB and Firewire devices, and a huge range of software applications, allowing you to route computer-based audio across an existing Dante network, and create standalone Dante networks without dedicated Dante hardware.

#### Dante Virtual Soundcard

Dante Virtual Soundcard turns your computer into a Dante-powered workstation, seamlessly integrating your PC or Mac with Dante audio devices on your network. You can instantly connect to a Dante network to record, process and playout using any audio application and any combination of Dante-enabled devices.

#### Dante Controller



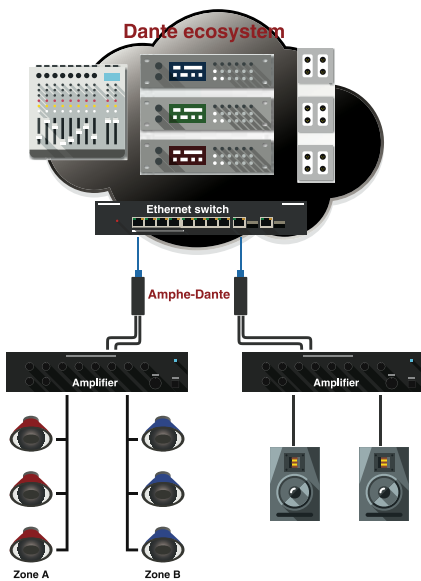
All software can be purchased and downloaded at [amphenolaudio.com/products/dante](http://amphenolaudio.com/products/dante)



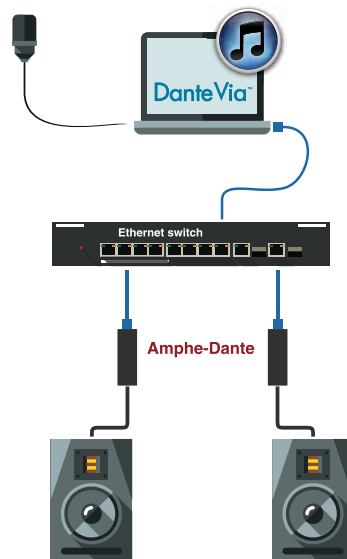
**Features:**

- Dante® audio input
- One channel or Two channel analogue output
- Durable overmolded housing
- Resilient cable strain relief
- RJ45 metal connectors with integrated LED's
- AX Series XLR connectors

PRODUCT - FIGURE	DRAWING	Dimensions in mm (inches)	DESCRIPTION	LENGTH	PART NUMBER
			Dante® audio to analogue audio adapter, 0x1, RJ45 input, 1 channel XLR output.	500mm	RJD1112-0050
			Dante® audio to analogue audio adapter, 0x2, RJ45 input, 2 channel XLR output.	500mm	RJD1212-0050



**Example 1**



**Example 2**

**Example 1 - Connecting analog audio equipment to a Dante system**

Amphe-Dante can be used to easily integrate traditional analog audio equipment into a networked Dante system. A large ecosystem of Dante devices is available, including Dante-enabled mixing consoles, DSP units and wall plates. In the far left diagram, a zoned audio system is shown with traditional analog amplifiers and speakers connected to the Dante network using Amphe-Dante devices.

**Example 2 - Routing local computer audio to traditional devices over a Dante network**


In combination with Dante Via software, Amphe-Dante can create simple audio systems using computer software (e.g. iTunes®, Spotify®, etc) and USB audio devices (e.g. a microphone). In the adjacent near left diagram below, a simple background music system with a microphone input for announcements is shown, where Amphe-Dante is used to connect networked audio channels to a pair of traditional analog powered loudspeakers.

# SPECIFICATIONS

		RJD1112-XXXX*	RJD1212-XXXX*
<b>GENERAL</b>	Input Connector	1 x RJ45 (Ethernet)	
	Output Connector	1x XLR Male	2x XLR Male
<b>ELECTRICAL</b>	Power Consumption	< 2 Watt	
	Power over Ethernet (Required)	Class 1 IEEE 802.3af POE PD compliant	
<b>ANALOG AUDIO</b>	Output level (Balanced)	+4dBu @ 0dBFS	
	Output Impedance	150 ohm balanced or 75 ohm unbalanced	
	Frequency Response	20 Hz to 20 kHz (-/+0.5 dB)	
	Dynamic Range	> 100 dB	
	Signal to Noise	> 100 dB	
	Total Harmonic Distortion	< 0.05% at +4 dBu	
	Channel Separation	N/A	> 100 dB
	Channel Matching	N/A	< 0.25 dB
<b>DANTE® AUDIO</b>	Number of Channels	1 output channel	2 output channels
	Sample Rate	44.1 kHz, 48 kHz (default), and 96 kHz	
	Bit Depth	24 bits	
	Network Speed	100 Mbps	
<b>CLIMATIC</b>	Protection Class	IP41	
	Operating Temperature	-5°C to +60°C (23°F to +140°F)	
<b>MECHANICAL</b>	Insertion and Withdrawal Force	≥10N - ≤30N	
	Weight	Single Channel XLR	136g (0.299lb)
<b>MATERIALS</b>	Housing	PVC 60P Black	

\*XXXX denotes length

# LED STATUS



FUNCTION	LEFT LED	RIGHT LED	COMMENT
Off	OFF	OFF	No Power
Device is booting	Solid GREEN	Solid RED	
Slave with sync	Blinking GREEN	Solid GREEN	Normal operation
Clock Master	Blinking GREEN	Blinking GREEN	Normal operation
Any runtime error	Blinking GREEN	Blinking RED	Normal operation
Identify	Alternating RED and GREEN	Alternating RED and GREEN	Blinking for 6 seconds (cycle every 0.5 seconds)
Failsafe (bootloader)	Blinking RED	Blinking RED	Failsafe, Corrupt Capability (red in DC)
Upgrade (bootloader)	Blinking ORANGE	Blinking ORANGE	Device is upgrading